

























| 46" and 55" Series | 32" Series | 23" Series |
|--|--|---|
|  <p>Articulating Wall Mount SB-WM46 Dual-Arm articulating wall mount for 46" and 55" LCD TV. Extends to 21", customized to fit SunBriteTV 46" series. Includes stainless steel hardware. Wt: 42 lbs., 44 lbs. shipping</p> |  <p>Articulating Wall Mount SB-WM32 Single-arm articulating wall mount for 32" LCD TV. Extends to 11-7/8". Meets VESA standards. Includes Stainless steel hardware. Wt: 7 lbs., 8 lbs. shipping</p> |  <p>Articulating Wall Mount SB-WM23 Single-arm articulating wall mount for 23" LCD TV. Extends to 9". Meets VESA standards. Includes stainless steel hardware. Wt: 3 lbs., 4 lbs. shipping</p> |
|  <p>Non-Articulating Wall Mount SB-WM46NA Wall mount with tilt. Non-articulating. Customized to fit SunBriteTV. Includes stainless steel hardware. Wt: 13 lbs., 15 lbs. shipping</p> |  <p>Non-Articulating Wall Mount SB-WM32NA Wall mount with tilt. Non-articulating. Meets VESA standards. Includes stainless steel hardware. Wt: 5 lbs., 6 lbs. shipping</p> | <p>Non-Articulating Wall Mount N/A</p> |
|  <p>Ceiling Mount SB-CM46A12 Ceiling mount with tilt. Includes adjustable extension column providing up to 6" above unit to ceiling in 1" increments without disassembly and 8" x 8" ceiling plate. Customized to fit. Includes stainless steel hardware. Wt: 17 lbs., 20 lbs. shipping</p> |  <p>Ceiling Mount SB-CM32A12 Ceiling Mount with tilt. Includes adjustable extension column providing 3-9" above unit to ceiling in 1" increments without disassembly and a 4" x 4" designer ceiling plate. Meets VESA standard. Includes stainless steel hardware. Wt: 8 lbs., 10 lbs. shipping</p> |  <p>Ceiling Mount SB-CM20 Ceiling mount with tilt. Includes adjustable extension column providing 5-11" above unit to ceiling and a 4" x 4" designer ceiling plate. Meets VESA standards. Includes stainless steel hardware. Wt: 7 lbs., 9 lbs. shipping</p> |

| 46" and 55" Series | 32" Series | 23" Series |
|--|--|--|
|  <p>Deck/Planter Pole SB-DP46XA</p> <p>This zinc-plated steel Deck/Planter Pole accommodates SunBriteTV's Articulating Wall Mount SB-WM46 and Non Articulating Wall Mount SB-WM46NA. (Requires purchase of Wall Mount SB-WM46 or SB-WM46NA). Dimensions are 3"W x 3"D x 62"H, welded mounting flange is 12"W x 12"D. Includes stainless steel hardware. Wt: 41 lbs., 43 lbs. shipping</p> |  <p>Deck/Planter Pole SB-DP2332</p> <p>This powder-coated aluminum Deck/Planter Pole accommodates SunBriteTV's Articulating Wall Mount SB-WM32. (Requires purchase of Articulating Wall Mount SB-WM32). Dimensions are 3"W x 3"D x 62"H, welded mounting flange is 8"W x 8"D. Includes stainless steel hardware. Wt: 10 lbs., 12 lbs. shipping</p> |  <p>Deck/Planter Pole SB-DP2332</p> <p>This powder-coated aluminum Deck/Planter Pole accommodates SunBriteTV's Articulating Wall Mount SB-WM23. (Requires purchase of Articulating Wall Mount SB-WM23). Dimensions are 3"W x 3"D x 62"H, welded mounting flange is 8"W x 8"D. Includes stainless steel hardware. Wt: 10 lbs., 12 lbs. shipping</p> |
|  <p>Tabletop Stand SB-TS46</p> <p>This tabletop stand has two separate feet that attach to the TV. Each foot is 11.25"D x 3"W x 2.625" H (Front) /11" H (Rear), Wt: 9.5 lbs., 12 lbs. shipping</p> | <p>Tabletop Stand Included</p> | <p>Tabletop Stand Included</p> |
|  <p>Fitted Outdoor Dust Cover SB-DC461 SB-DC551</p> <p>Constructed with weatherproof 4-ply polypropylene UV protection fabric and velcro straps for secure fit. Wt: 1 lb., 1 lb. shipping</p> |  <p>Fitted Outdoor Dust Cover SB-DC322</p> <p>Constructed with weatherproof 4-ply polypropylene UV protection fabric and velcro straps for secure fit. Wt: 1 lb., 1 lb. shipping</p> |  <p>Fitted Outdoor Dust Cover SB-DC231</p> <p>Constructed with weatherproof 4-ply polypropylene UV protection fabric and velcro straps for secure fit. Wt: 1 lb., 1 lb. shipping</p> |
|  <p>RadioFM SB-FMT-U</p> <p>RadioFM is a wireless transmitter and converter that sends audio from the SunBriteTV to your FM radio stereo system. RadioFM allows SunBriteTV's audio to be played through your spa's built-in speakers, or to any portable FM radio system. Wt: 1 lb., 1 lb. shipping</p> |  <p>RadioFM SB-FMT-U</p> <p>RadioFM is a wireless transmitter and converter that sends audio from the SunBriteTV to your FM radio stereo system. RadioFM allows SunBriteTV's audio to be played through your spa's built-in speakers, or to any portable FM radio system. Wt: 1 lb., 1 lb. shipping</p> |  <p>RadioFM SB-FMT-U</p> <p>RadioFM is a wireless transmitter that sends audio from the SunBriteTV to your FM radio stereo system. RadioFM allows SunBriteTV's audio to be played through your spa's built-in speakers, or to any portable FM radio system. Wt: 1 lb., 1 lb. shipping</p> |

| 46" and 55" Series | 32" Series | 23" Series |
|---|---|---|
|  <p>Universal Learning Remote SB-ULR-WR Universal Learning Remote Control for all SunBriteTV models is water resistant and run on long-life lithium batteries. Wt: 1 lb., 1 lb. shipping</p> |  <p>Universal Learning Remote SB-ULR-WR Universal Learning Remote Control for all SunBriteTV models is water resistant and run on long-life lithium batteries. Wt: 1 lb., 1 lb. shipping</p> |  <p>Universal Learning Remote SB-ULR-WR Universal Learning Remote Control for all SunBriteTV models is water resistant and run on long-life lithium batteries. Wt: 1 lb., 1 lb. shipping</p> |
|  <p>HDMI Cable SB-HDMI-50 - 50 feet Wt: 3 lbs., 4 lbs. shipping SB-HDMI-100 - 100 feet Wt: 5 lbs., 6 lbs. shipping SB-HDMI-150 - 150 feet Wt: 7 lbs., 8 lbs. shipping HDMI cable male to male, gold plate with built-in equalizer.</p> |  <p>HDMI Cable SB-HDMI-50 - 50 feet Wt: 3 lbs., 4 lbs. shipping SB-HDMI-100 - 100 feet Wt: 5 lbs., 6 lbs. shipping SB-HDMI-150 - 150 feet Wt: 7 lbs., 8 lbs. shipping HDMI cable male to male, gold plate with built-in equalizer.</p> |  <p>HDMI Cable SB-HDMI-50 - 50 feet Wt: 3 lbs., 4 lbs. shipping SB-HDMI-100 - 100 feet Wt: 5 lbs., 6 lbs. shipping SB-HDMI-150 - 150 feet Wt: 7 lbs., 8 lbs. shipping HDMI cable male to male, gold plate with built-in equalizer.</p> |